


SYSTEM:

CONNECT 10°

ART. 230010.CF/.CRV/.CRTV



Material	The main material of SUN BALLAST® ballasts is concrete, which allows low wear and tear over time and the ability to withstand even the most intense disturbances and different climatic conditions		
Compatible accessories	U-Block (23030.CRP), Rubber protection sheath (KGN23115), Junction plate for ballast (K23804)		
Applicazione	Any type of flat roof with a slope of max. 5°, on the ground, on beaten earth, or on paved surfaces		
Angle of Inclination	10 °	Module positioning	Vertical

Front Ballast Art. 23010.CF

Ballast weight	20 kg	Pallet dimensions	80 cm x 80 cm h= 42 cm
Quantity per pallet	24 pieces	Pallet weight	480 kg

Central Ballast Art. 23010.CRV


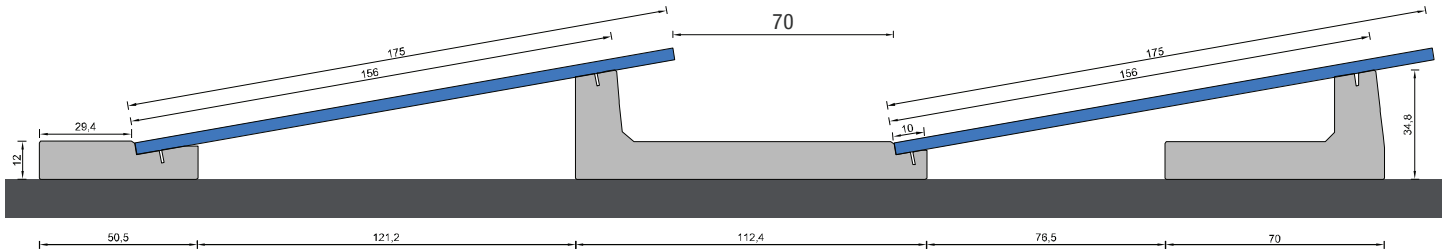
Ballast weight	38 kg	Pallet dimensions	84 cm x 98cm h= 60 cm
Quantity per pallet	16 pieces	Pallet weight	608 kg

Terminal Ballast Art. 23010.CRTV

Ballast weight	33 kg	Pallet dimensions	70 cm x 98 cm, h= 50 cm
Quantity per pallet	16 pieces	Pallet weight	528 kg

HORIZONTAL PANEL LAYING

Recommended minimum distance between module rows 70



INFO

- The torque applied must refer to the mechanical standard conforming to the bolt in use, with M8 stainless steel bolts using a torque of 12 - 14 Nm
- Avoid impact wrenches.
- Always refer to the information given in the panel manufacturer's installation sheet.
- Follow the Sun Ballast® installation instructions.
- The dimensions shown are all in centimeters.
- For further information, please visit www.sunballast.en

TECHNICAL REQUIREMENTS

Designation:	Designation: Unreinforced precast concrete ballast. (Inside there is an iron rod to increase mechanical elasticity)
Article:	Sun Ballast (Patented System)

Basic Srl, in the person of its legal representative, declares that production complies with UNI EN 206 and UNI 11104 standards, instructions, and procedures of the quality management system by UNI EN ISO 9001:2015 with TUV certification.

Any modification made to the product referred to in this declaration without the manufacturer's authorization (spelling correction) renders this declaration of technical requirements null and void. The technical characteristics of the product are listed below.

TECHNICAL CHARACTERISTICS

- Exposure class: XC4;
- Strength class: C32/40;
- Minimum cement content: 340 kg/m³;
- Fire resistance class: Class 0 (Italian class) A1 (European class with ref. UNI EN 13501-1:2019);
- Maximum H₂O penetration depth under pressure 500 kPa: 15 mm;
- Average H₂O penetration depth under pressure 500 kPa: 10 mm;
- Weight tolerance: ±5%;
- Determination of pullout force of M8 threaded insert embedded in CLS element by direct pulling of M8 threaded bar screwed into it.

Results of the tensile test at 15 kN (1530 kg):

- No slipping of the threaded insert;
- Fracture of the threaded bar.